



■ Features :

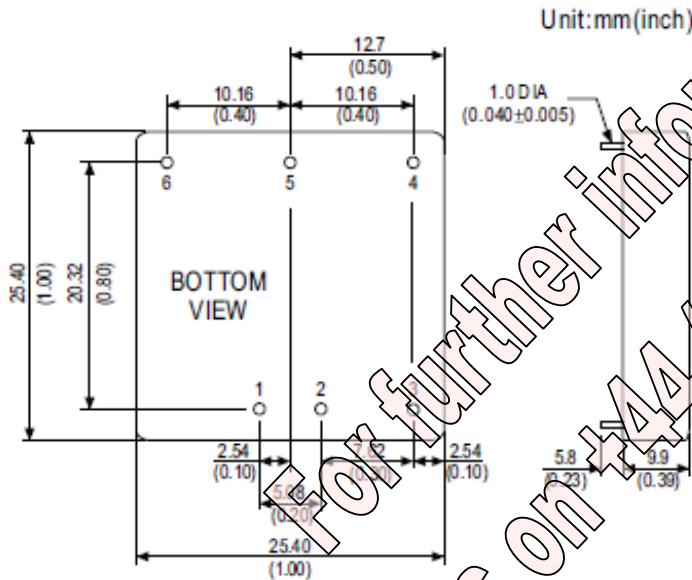
- 1"x1" compact size
- 2:1 wide input range
- High efficiency up to 88%
- 1500VDC I/O isolation
- Built-in remote ON/OFF control
- Built-in trimming output(±10%)
- Built-in EMI filter
- Protection: Short circuit / Overload / Over voltage
- Cooling by free air convection
- Stippled shield metal case
- 100% burn-in test
- Low cost / High reliability
- Approvals: FCC, CE
- 2 years warranty



SPECIFICATION

ORDER NO.	SKM15A-05	SKM15B-05	SKM15C-05	SKM15A-12	SKM15B-12	SKM15C-12	SKM15A-15	SKM15B-15	SKM15C-15		
OUTPUT	DC VOLTAGE	5V			12V			15V			
	CURRENT RANGE	300 ~ 350mA			125 ~ 1250mA			100 ~ 1000mA			
	RATED POWER	5W			15W			15W			
	RIPPLE & NOISE (max.) Note.2	50mVp-p			80mVp-p			60mVp-p			
	LINE REGULATION Note.1	±0.5%			±0.5%			±0.5%			
	LOAD REGULATION Note.1	±0.5%			±0.5%			±0.5%			
	VOLTAGE ACCURACY	±2.0%			±2.0%			±2.0%			
	SWITCHING FREQUENCY	400KHz typ.			400KHz typ.			400KHz typ.			
	EXTERNAL CAPACITANCE LOAD (max.)	1000uF			1000uF			1000uF			
EXTERNAL TRIM Adj. RANGE(Typ.)	±10%			±10%			±10%				
INPUT	VOLTAGE RANGE	A: 9 ~ 18VDC B: 18 ~ 36VDC C: 36 ~ 75VDC									
	EFFICIENCY (Typ.)	88%	87%	86%	87%	87%	86%	88%	88%	87%	
	DC CURRENT	Full load	150mA	750mA	380mA	1500mA	750mA	380mA	1500mA	750mA	380mA
		No load	30mA	55mA	35mA	35mA	25mA	15mA	35mA	25mA	15mA
	FILTER	E network									
REMOTE CONTROL	Power ON : R.C ~ -Vin > 2.5VDC or open circuit ; Power OFF : R.C ~ -Vin < 0.5VDC or short										
PROTECTION	Fuse recommended										
PROTECTION (Note. 5)	OVER CURRENT	110% ~ 180% rated output power Protection type : Hiccup mode, recovers automatically after fault condition is removed									
	SHORT CIRCUIT	All output equipped with short circuit Protection type : Hiccup mode, recovers automatically after fault condition is removed									
	OVER VOLTAGE	115% ~ 150% rated output voltage Protection type : Clamp by diode, recovers automatically after fault condition is removed									
ENVIRONMENT	WORKING TEMP.	-40 ~ +80°C (Refer to output load derating curve)									
	WORKING HUMIDITY	20% ~ 90% RH non-condensing									
	STORAGE TEMP., HUMIDITY	-55 ~ +100°C, 10 ~ 95% RH									
	TEMP. COEFFICIENT	±0.03% / °C (0 ~ 50°C)									
	VIBRATION	10 ~ 500Hz, 2G 10min./1cycle, period for 60min. each along X, Y, Z axes									
SAFETY & EMC	WITHSTAND VOLTAGE	I/P-O/P: 1.5KVDC									
	ISOLATION RESISTANCE	I/P-O/P: 100M Ohms / 500VDC / 25°C / 70% RH									
	EMI CONDUCTION & RADIATION	Compliance to EN55022 Class A, FCC part 15 Class A									
	EMS IMMUNITY	Compliance to EN61000-4-2,3,4,5,6,8, light industry level, criteria A									
OTHERS	MTBF	400Khrs min. MIL-HDBK-217F(25°C)									
	DIMENSION	25.4*25.4*9.9 mm or 1**1**0.39" inch (L*W*H)									
	WEIGHT	15g									

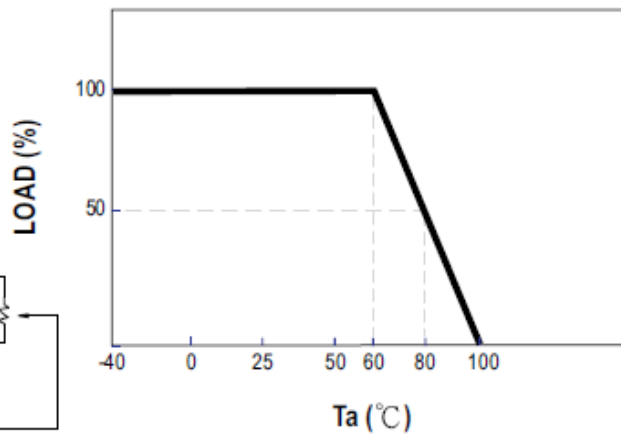
**Mechanical Specification**



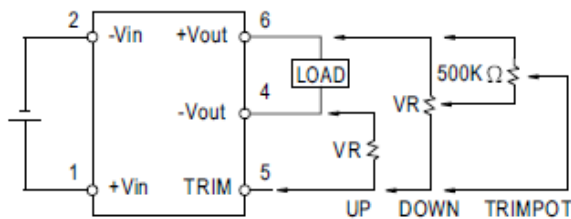
**Pin Configuration**

Pin No.	Output	Pin No.	Output
1	+Vin	4	-Vout
2	-Vin	5	Trim
3	R.C.	6	+Vout

**Derating Curve**



**External Output Trimming**



**NOTE**

- 1.All parameters are specified at normal input, rated load, 25°C 70% RH ambient.
- 2.Ripple & noise are measured at 20MHz by using a 12" twisted pair terminated with a 0.1uf & 47uf capacitor.
- 3.Line regulation is measured from low line to high line at rated load.
- 4.Load regulation is measured from 10% to 100% rated load.
- 5.Please prevent the converter from operating in overload or short circuit condition for more than 30 seconds.