



### ■ Features

- Extreme small and space-saving, takes up one spot on power strip
- Universal AC input / Full range
- 2 pole US plug, Class II power unit
- No load power consumption < 0.1W
- **Energy efficiency Level VI**
- Comply with EISA 2007/DoE
- Protections: Short circuit / Overload / Over voltage
- Fully enclosed plastic case
- Pass LPS
- 18V model available (by request)
- **Various DC plug quick adapter accessory available**  
(Plug kit sold separately, please refer to : [https://www.meanwell.com/upload/pdf/DC\\_plug.pdf](https://www.meanwell.com/upload/pdf/DC_plug.pdf))
- 3 years warranty

### ■ Applications

- Consumer electronic devices
- Telecommunication devices
- Office facilities
- Industrial equipments

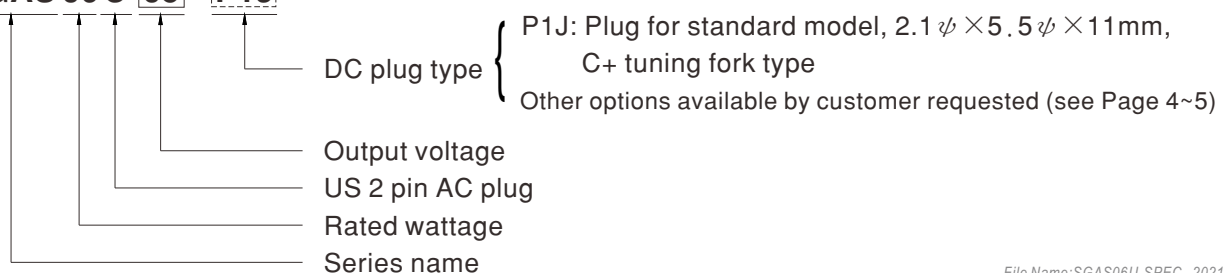
### ■ Description

SGAS06U is a 6W compact size highly reliable wall-mounted style single-output green adaptor series, which is compact and convenient for carry. SGAS06U is a class II power unit (no FG) equipped with the standard 2-Pin U.S. plug, accepting the input range from 90VAC to 264VAC. The whole series provides different models with output voltages ranging between 5VDC and 48VDC that it can satisfy the demands for various types of consumer electronic devices.

With the efficiency up to 84% and the extremely low no-load power consumption below 0.1W, SGAS06U is compliant with the latest U.S. energy regulation EISA 2007/DoE (Level VI). The supreme feature allows the adaptor to save the energy when it is under either the operating mode or the standby mode. The entire series is approved for international safety regulations; moreover, it adopts the 94V-0 flame retardant plastic case that it can effectively prevent users from electric hazards.

### ■ Model Encoding

**SGAS06U05-P1J**

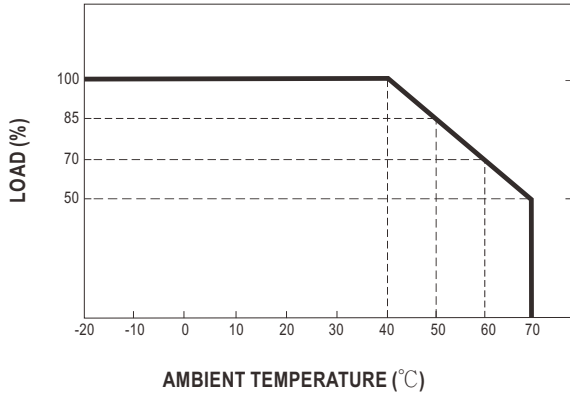




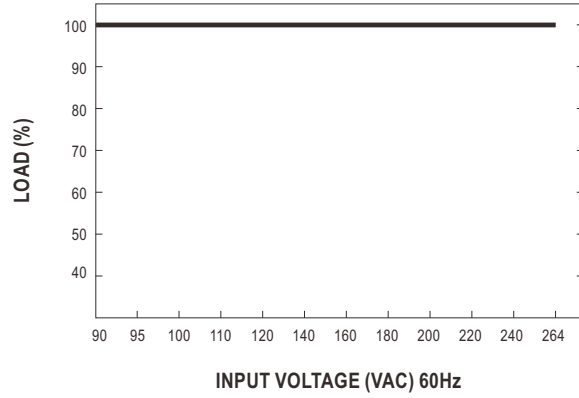
**SPECIFICATION**

ORDER NO.		SGAS06U05-P1J	SGAS06U07-P1J	SGAS06U09-P1J	SGAS06U12-P1J	SGAS06U15-P1J	SGAS06U24-P1J	SGAS06U48-P1J
OUTPUT	SAFETY MODEL NO.	SGAS06U05	SGAS06U07	SGAS06U09	SGAS06U12	SGAS06U15	SGAS06U24	SGAS06U48
	DC VOLTAGE <small>Note.2</small>	5V	7.5V	9V	12V	15V	24V	48V
	RATED CURRENT	1.00A	0.8A	0.66A	0.5A	0.4A	0.25A	0.125A
	CURRENT RANGE	0 ~ 1.00A	0 ~ 0.8A	0 ~ 0.66A	0 ~ 0.5A	0 ~ 0.4A	0 ~ 0.25A	0 ~ 0.125A
	RATED POWER	5W	6W	6W	6W	6W	6W	6W
	RIPPLE & NOISE (max.) <small>Note.3</small>	75mVp-p	85mVp-p	80mVp-p	80mVp-p	80mVp-p	80mVp-p	80mVp-p
	VOLTAGE TOLERANCE <small>Note.4</small>	±5.0%	±5.0%	±5.0%	±3.0%	±3.0%	±2.0%	±2.0%
	LINE REGULATION <small>Note.5</small>	±0.5%	±0.5%	±0.5%	±0.5%	±0.5%	±0.5%	±0.5%
	LOAD REGULATION <small>Note.6</small>	±5.0%	±5.0%	±5.0%	±3.0%	±3.0%	±2.0%	±2.0%
SETUP, RISE, HOLD UP TIME	1500ms, 50ms, 5ms at full load							
INPUT	VOLTAGE RANGE	90 ~ 264VAC 127 ~ 370VDC						
	FREQUENCY RANGE	47 ~ 63Hz						
	EFFICIENCY (Typ.)	75%	77%	80%	80%	81%	83%	84%
	AC CURRENT	0.2A / 100VAC						
	INRUSH CURRENT (max.)	Cold start 30A/ 115VAC 50A/ 230VAC						
	LEAKAGE CURRENT(max.)	0.25mA / 240VAC						
PROTECTION	OVERLOAD	105 ~ 180% rated output power Protection type : Hiccup mode, recovers automatically after fault condition is removed						
	OVER VOLTAGE	>120% rated output voltage Protection type : Clamp by zener diode						
ENVIRONMENT	WORKING TEMP.	-20 ~ +70°C (Refer to "Derating Curve")						
	WORKING HUMIDITY	20% ~ 90% RH non-condensing						
	STORAGE TEMP., HUMIDITY	-20 ~ +85°C, 10 ~ 95% RH non-condensing						
	TEMP. COEFFICIENT	±0.03% / °C (0 ~ 40°C)						
	VIBRATION	10 ~ 500Hz, 2G 10min./1cycle, period for 60min. each along X, Y, Z axes						
SAFETY & EMC <small>(Note. 7)</small>	SAFETY STANDARDS	UL62368-1, CSA C22.2 NO. 62368-1, EAC TP TC 004 approved						
	WITHSTAND VOLTAGE	I/P-O/P:4242VDC						
	ISOLATION RESISTANCE	I/P-O/P:100M Ohms / 500VDC / 25°C / 70% RH						
	EMC EMISSION	Parameter	Standard					Test Level / Note
OTHERS	LIFE	3 years : 100% load 40°C, 12hours / day						
	MTBF	885Khrs min. MIL-HDBK-217F(25°C)						
	DIMENSION	41.8*32.8*23.8mm (L*W*H)						
	PACKING	70g ; 150pcs / 12Kg / CARTON						
CONNECTOR	PLUG	See page 4-5 ; Other type available by customer requested						
	CABLE	See page 4-5 ; Other type available by customer requested						
NOTE	<p>1.All parameters are specified at 115VAC input, rated load, 25°C 70% RH ambient.                  2.DC voltage: The output voltage set at point measure by plug terminal &amp; 50% load.                  3.Ripple &amp; noise are measured at 20MHz by using a 12" twisted pair terminated with a 0.1µf &amp; 47µf capacitor.                  4.Tolerance: includes set up tolerance, line regulation, load regulation.                  5.Line regulation is measured from low line to high line at rated load.                  6.Load regulation is measured from 0% to 100% rated load.                  7.The power supply is considered as an independent unit, but the final equipment still need to re-confirm that the whole system complies with the EMC directives. For guidance on how to perform these EMC tests, please refer to "EMI testing of component power supplies."                  (as available on <a href="http://www.meanwell.com">http://www.meanwell.com</a>)</p> <p>※ Product Liability Disclaimer : For detailed information, please refer to <a href="https://www.meanwell.com/serviceDisclaimer.aspx">https://www.meanwell.com/serviceDisclaimer.aspx</a></p>							

### Derating Curve

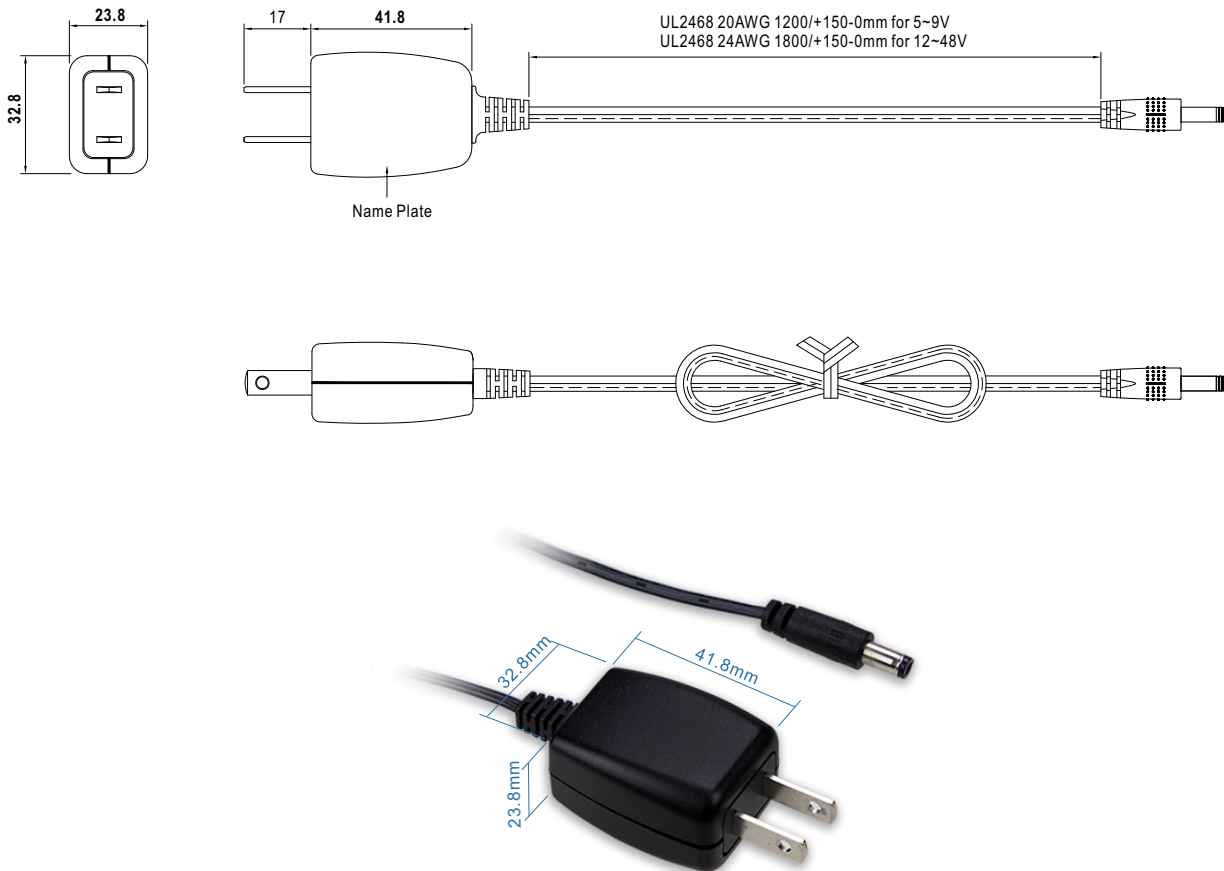


### Static Characteristics



### Mechanical Specification

Unit:mm



■ DC output plug

◎ Standard plug: P1J

Unit:mm

P1J	Pin Assignment
	Outside   Inside

◎ DC plug changeable through:

- (1) Customization of the standard part with an optional DC plug according to the table (MOQ applicable)
- (2) Quick adapter accessory (sold separately without MOQ)

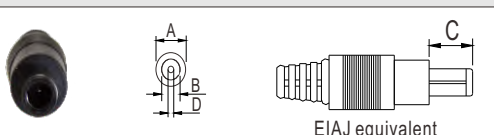
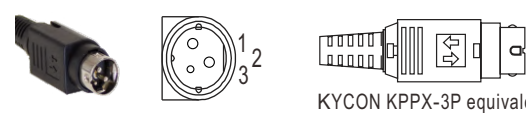
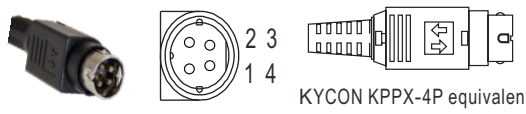


Please refer to below table and online selection guide : [https://www.meanwell.com/upload/pdf/DC\\_plug.pdf](https://www.meanwell.com/upload/pdf/DC_plug.pdf)

Example quick adapter accessory:



◎ Optional DC plug: (Available in customized cable or quick adapter)

Tuning Fork Style		Type No.	A	B	C	Quick Adapter Accessory	
			OD	ID	L		
		P1I	5.5	2.1	9.5	Available (Current rating: 7.5A max.)	
		P1L	5.5	2.5	9.5		
		P1M	5.5	2.5	11.0		
		P1IR	5.5	2.1	9.5		
		P1JR	5.5	2.1	11.0		
		P1LR	5.5	2.5	9.5		
		P1MR	5.5	2.5	11.0		
Barrel Style		Type No.	A	B	C	None	
			OD	ID	L		
		P2I	5.5	2.1	9.5		
		P2J	5.5	2.1	11.0		
		P2L	5.5	2.5	9.5		
		P2M	5.5	2.5	11.0		
		P2IR	5.5	2.1	9.5		
		P2JR	5.5	2.1	11.0		
		P2LR	5.5	2.5	9.5		
		P2MR	5.5	2.5	11.0		
Lock Style		Type No.	A	B	C		None
			OD	ID	L		
		P2S(S761K)	5.53	2.03	12.06		
		P2K(761K)	5.53	2.54	12.06		
		P2C(S760K)	5.53	2.03	9.52		
		P2D(760K)	5.53	2.54	9.52		
		SWITCHCRAFT original or equivalent					
Min. Pin Style		Type No.	A	B	C	Available (Current rating: 5A max.)	
			OD	ID	L		
		P3A	2.35	0.7	11.0		
		P3B	4.0	1.7	11.0		
		P3C	4.75	1.7	11.0		
		EIAJ equivalent					

Center Pin Style	Type No.	A	B	C	D	Quick Adapter Accessory	
		OD	ID	L	Center Pin		
 <p>EIAJ equivalent</p>	P4A	5.5	3.4	11.0	1.0	Available (Current rating: 7.5A max.)	
	P4B	6.5	4.4	11.0	1.4		
	P4C	7.4	5.1	11.0	0.6		
Min. DIN 3 Pin with Lock (male)	Type No.	Pin Assignment		Available (Current rating: 7.5A max.)			
 <p>KYCON KPPX-3P equivalent</p>	R6B	PIN No.	Output				
		1	+Vo				
		2	-Vo				
<th>Min. DIN 4 Pin with Lock (male)</th> <th>Type No.</th> <th colspan="2">Pin Assignment</th> <th colspan="3" rowspan="4">Available (Current rating: 7.5A max.)</th>	Min. DIN 4 Pin with Lock (male)	Type No.	Pin Assignment		Available (Current rating: 7.5A max.)		
	 <p>KYCON KPPX-4P equivalent</p>	R7B	PIN No.	Output			
			1	+Vo			
			2	-Vo			
3			-Vo				
<th>Min. DIN 4 Pin with Lock (female)</th> <th>Type No.</th> <th colspan="2">Pin Assignment</th> <th colspan="3" rowspan="4">None</th>	Min. DIN 4 Pin with Lock (female)	Type No.	Pin Assignment		None		
	 <p>KYCON KPJX-CM-4S equivalent</p>	R7BF	PIN No.	Output			
			1	+Vo			
			2	-Vo			
3			-Vo				
<th>Stripped and tinned leads</th> <th>Type No.</th> <th colspan="2">Pin Assignment</th> <th colspan="3" rowspan="2">None</th>	Stripped and tinned leads	Type No.	Pin Assignment		None		
	 <p>Length of Land L1 by request (MW's standard length, L: 25 mm, L1: 10 mm)</p>	by customer	PIN No.	Output			
1 (Ribbed or White)			+Vo				
2 (Letter or Black)	-Vo						

### ■ Installation Manual

Please refer to : <http://www.meanwell.com/manual.html>