



## Features

- Wide input range 100~305V AC( Class I)
- Full power output at 70~100% Constant power mode operation
- Metal case with IP67, suitable for outdoor application
- Surge protection with 6KV/4KV
- DALI-2 Dimming with minimum level 8%
- 12V/250mA Auxiliary power available(optional)
- India (EESL) version with Input Over Voltage Protection can survive input voltage stress of 440Vac for 48 hours
- Protection functions: SCP/OTP
- Life time >50,000 hrs. and 5 years warranty

## Applications

- Street lighting
- Floodlight Lighting
- Stage lighting
- Fishing lighting
- Horticulture lighting
- Bay lighting
- Type HL for use in class I, Division 2

## Description

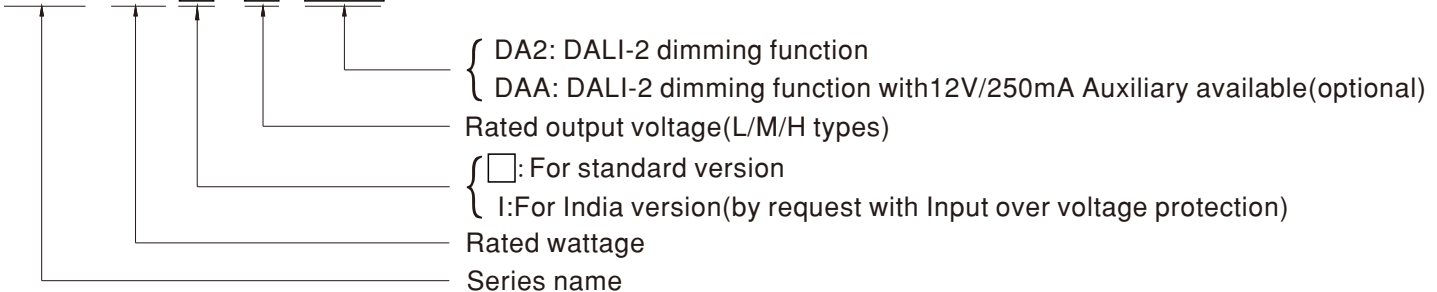
XLG-240-DA2 series is a 240W LED AC/DC driver featuring the constant power mode with DALI-2 dimming function. XLG-240-DA2 operates from 100~305VAC and offers models with different rated current ranging between 700mA and 6660mA. Thanks to the high efficiency up to 94%, with the fanless design, the entire series is able to operate for -40°C~+90°C case temperature under free air convection. The design of metal housing and IP67 ingress protection level allows this series to fit both indoor and outdoor applications. Moreover the innovative environment-adaptive capability allows this series to reliably light on the LEDs for all kinds of application environments in almost any spots that may install LED luminaires in the world. XLG-240-DA2 series comply with the latest version of IEC61347/GB19510.1 and UL8750 international safety regulations. The output and dimming circuit are also completely in accordance with the new regulations with isolation to ensure the safety of both user and luminaire system during installation.

## GTIN CODE

MW Search: <https://www.meanwell.com/serviceGTIN.aspx>

## Model Encoding

**XLG - 240 I - L - DA2**

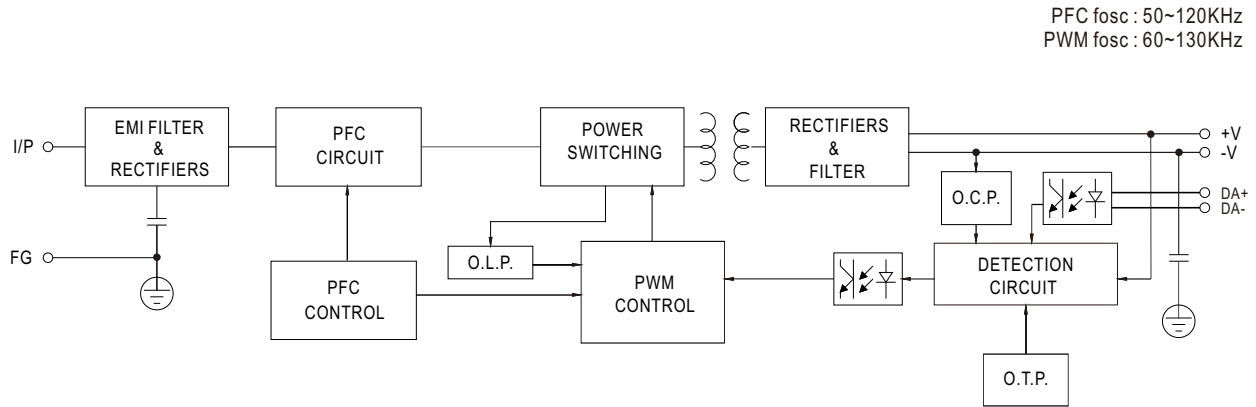


Type	Function	Note
DA2	DALI-2 control technology with Io adjustable via built-in potentiometer	In Stock
DAA	DALI-2 control technology with Io adjustable via built-in potentiometer and auxiliary power 12V/250mA	by request

**SPECIFICATION**

MODEL		XLG-240□-L-□	XLG-240□-M-□	XLG-240□-H-□
OUTPUT	RATED CURRENT(Default)	700mA	1400mA	4900mA
	RATED POWER	239.4W	239.4W	239.6W
	CONSTANT CURRENT REGION Note.2	178 ~342V	90 ~ 171V	27 ~ 56V
	FULL POWER CURRENT RANGE	700~1050mA	1400~2100mA	4280~6660mA
	OPEN CIRCUIT VOLTAGE (max.)	380V	197V	65V
	CURRENT ADJ. RANGE	(Via the built-in potentiometer)		
		350~1050mA	700~2100mA	2400~6660mA
	CURRENT RIPPLE	5%(@ full load)		
	CURRENT TOLERANCE	±5%		
AUXILIARY DC OUTPUT	12V@250mA tolerance ±10%, ripple 200mVp-p (only for DAA-type)			
SET UP TIME	500ms/230VAC, 1200ms/115VAC			
INPUT	VOLTAGE RANGE Note.4	100 ~ 305VAC 142VDC ~ 431VDC (Please refer to "STATIC CHARACTERISTIC" and "DRIVING METHODS OF LED MODULE" section)		
	FREQUENCY RANGE	47 ~ 63Hz		
	POWER FACTOR (Typ.)	PF ≥ 0.97 / 115VAC, PF ≥ 0.95 / 230VAC, PF ≥ 0.92 / 277VAC at full load (Please refer to "Power Factor Characteristic" section)		
	TOTAL HARMONIC DISTORTION	THD < 10% (@ load ≥ 50% at 115VAC/230VAC, @load ≥ 75% at 277VAC) Please refer to "TOTAL HARMONIC DISTORTION (THD)" section		
	EFFICIENCY (Typ.) Note.14	94%	93.5%	93%
	AC CURRENT (Typ.)	2.7A / 115VAC 1.3A / 230VAC 1.1A/277VAC		
	INRUSH CURRENT(Typ.)	COLD START 85A(twidth=500μs measured at 50% Ipeak) at 230VAC; Per NEMA 410		
	MAX. NO. of PSUs on 16A CIRCUIT BREAKER	2 unit(circuit breaker of type B) / 4 units(circuit breaker of type C) at 230VAC		
	LEAKAGE CURRENT	<0.75mA / 277VAC		
	STANDBY POWER CONSUMPTION	Standby power consumption <0.5W (Dimming OFF, Only for standard version DA2-type)		
PROTECTION	SHORT CIRCUIT	Hiccup mode or Constant current limiting, recovers automatically after fault condition is removed		
	INPUT OVER VOLTAGE Note.7	320 ~ 390VAC (Shut down output voltage when the input voltage exceeds protection voltage,recovers automatically after fault condition is removed) Can survive input voltage stress of 440VAc for 48 hours @ tc 75°C max		
	OVER TEMPERATURE	Stage 1: Derating to 75% loading; stage 2: Derating to 50% loading, recovers automatically after fault condition is removed		
ENVIRONMENT	WORKING TEMP.	Tcase=-40 ~ +90°C (Please refer to "OUTPUT LOAD vs TEMPERATURE" section)		
	MAX. CASE TEMP.	Tcase=+90°C		
	WORKING HUMIDITY	20 ~ 95% RH non-condensing		
	STORAGE TEMP., HUMIDITY	-40 ~ +80°C, 10 ~ 95% RH non-condensing		
	TEMP. COEFFICIENT	±0.06%/°C (0 ~ 60°C)		
	VIBRATION	10 ~ 500Hz, 5G 12min./1cycle, period for 72min. each along X, Y, Z axes		
SAFETY & EMC	SAFETY STANDARDS	UL8750(type"HL"), CSA C22.2 No. 250.13-12; ENEC BS EN/EN61347-1, BS EN/EN61347-2-13 independent, BS EN/EN62384; GB19510.1, GB19510.14; EAC TP TC 004; IP67 approved		
	WITHSTAND VOLTAGE	I/P-O/P:3.75KVAC I/P-FG:2KVAC O/P-FG:1.8KVAC		
	ISOLATION RESISTANCE	I/P-O/P, I/P-FG, O/P-FG:100M Ohms / 500VDC / 25°C / 70% RH		
	EMC EMISSION	Parameter	Standard	Test Level/Note
		Conducted	BS EN/EN55015(CISPR15), GB/T17743	-----
		Radiated	BS EN/EN55015(CISPR15), GB/T17743	-----
		Harmonic Current	BS EN/EN61000-3-2, GB/T17625.1	Class C @load≥50%
	EMC IMMUNITY	Voltage Flicker	BS EN/EN61000-3-3	-----
		Parameter	Standard	Test Level/Note
		ESD	BS EN/EN61000-4-2	Level 3, 8KV air ; Level 2, 4KV contact
		Radiated	BS EN/EN61000-4-3	Level 2
		EFT/Burst	BS EN/EN61000-4-4	Level 3
		Surge	BS EN/EN61000-4-5	4KV/Line-Line 6KV/Line-Earth
Conducted		BS EN/EN61000-4-6	Level 2	
Magnetic Field		BS EN/EN61000-4-8	Level 4	
Voltage Dips and Interruptions	BS EN/EN61000-4-11	>95% dip 0.5 periods, 30% dip 25 periods, >95% interruptions 250 periods		
OTHERS	MTBF	1988.7K hrs min. Telcordia SR-332 (Bellcore) ; 170.5K hrs min. MIL-HDBK-217F (25°C)		
	DIMENSION	219*63*35.5mm (L*W*H)		
	PACKING	1Kg;16pcs/16Kg/0.77CUFT		
NOTE	<p>1. All parameters NOT specially mentioned are measured at 230VAC input, rated current and 25°C of ambient temperature.</p> <p>2. Please refer to "DRIVING METHODS OF LED MODULE".</p> <p>3. Tolerance : includes set up tolerance, line regulation and load regulation.</p> <p>4. De-rating may be needed under low input voltages. Please refer to "STATIC CHARACTERISTIC" sections for details.</p> <p>5. Length of set up time is measured at first cold start. Turning ON/OFF the driver may lead to increase of the set up time. Especially when the temperature inside driver is very high, it will lead to a longer set up time.</p> <p>6. Based on IEC 62386-101/102 DALI power on timing and interruption regulations,the set up time needs to test with a DALI controller which can support for DALI power on function,otherwise the set up time will be longer than 500ms.</p> <p>7. Input over voltage only for XLG-240 I series,and I series without UL/CSA certificate.</p> <p>8. The driver is considered as a component that will be operated in combination with final equipment. Since EMC performance will be affected by the complete installation, the final equipment manufacturers must re-qualify EMC Directive on the complete installation again.</p> <p>9. The ambient temperature derating of 3.5°C/1000m with fanless models and of 5°C/1000m with fan models for operating altitude higher than 2000m(6500ft).</p> <p>10. Please refer to the warranty statement on MEAN WELL's website at <a href="http://www.meanwell.com">http://www.meanwell.com</a></p> <p>11. This series meets the typical life expectancy of &gt;50,000 hours of operation when Tcase, particularly (C) point (or TMP, per DLC), is about 75°C or less.</p> <p>12. Products sourced from the Americas regions may not have the CCC/PSE/BIS/KC logo. Please contact your MEAN WELL sales for more information.</p> <p>13. For any application note and IP water proof function installation caution, please refer our user manual before using. <a href="https://www.meanwell.com/Upload/PDF/LED_EN.pdf">https://www.meanwell.com/Upload/PDF/LED_EN.pdf</a></p> <p>14. The efficiency will drop 1% based on auxiliary power version with full load 3W condition.</p> <p>15. H type: RCM is on a voluntary basis. Non IC classification Independent LED control gear is not suitable for residential installations. M/L type: RCM is on a voluntary basis and meets relevant IEC or AS/NZS standards complying with AS/NZS 4417.1</p> <p>※ Product Liability Disclaimer : For detailed information, please refer to <a href="https://www.meanwell.com/serviceDisclaimer.aspx">https://www.meanwell.com/serviceDisclaimer.aspx</a></p>			

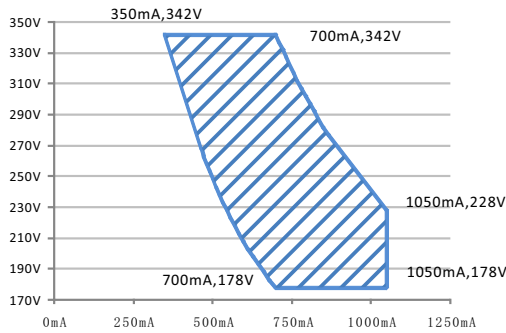
## ■ BLOCK DIAGRAM



## ■ DRIVING METHODS OF LED MODULE

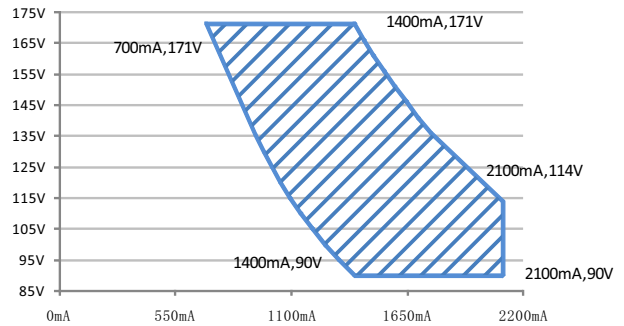
※ I-V Operating Area

◎ XLG-240-L-DA2



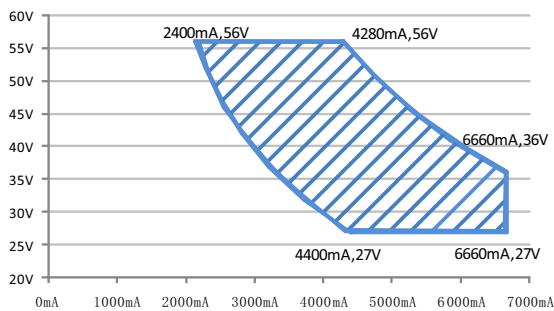
Recommend Performance Region

◎ XLG-240-M-DA2



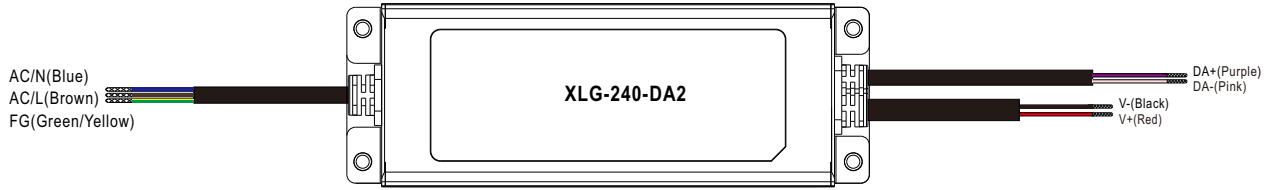
Recommend Performance Region

◎ XLG-240-H-DA2



Recommend Performance Region

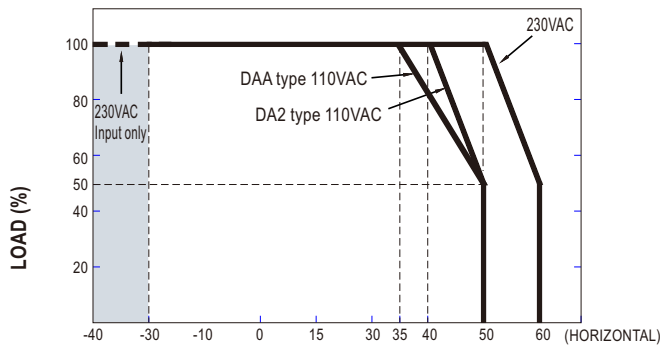
## DIMMING OPERATION



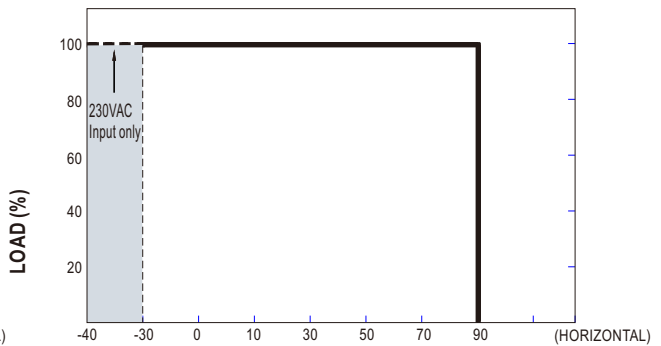
### ※ DALI Interface

- Apply DALI signal between DA+ and DA-.
- DALI protocol comprises 16 groups and 64 addresses.
- First step is fixed at 8% of output.

## OUTPUT LOAD vs TEMPERATURE



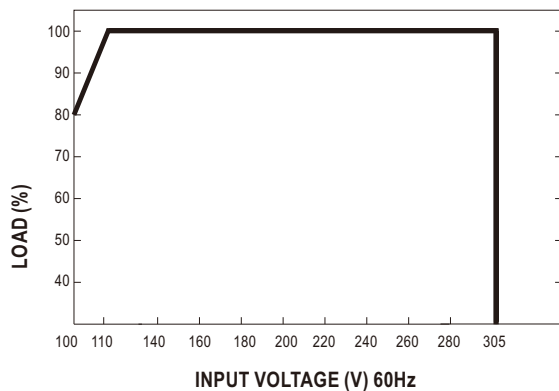
AMBIENT TEMPERATURE,  $T_a$  (°C)



$T_{case}$  (°C)

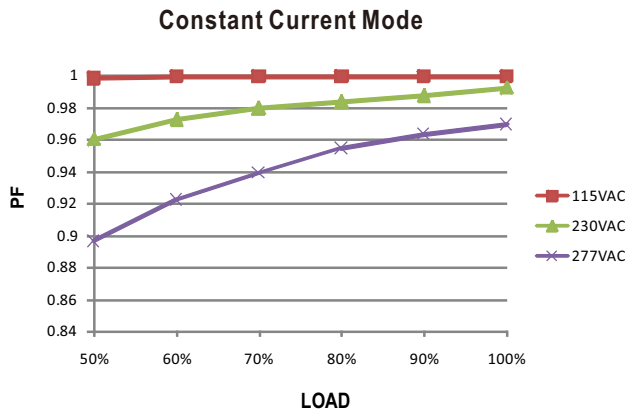
- Note: 1. The output current must be derated at ultra-high ambient temperature.  
 2. Below 120VAC@-30°C may have restart situation within 5s after power-on.

## STATIC CHARACTERISTIC



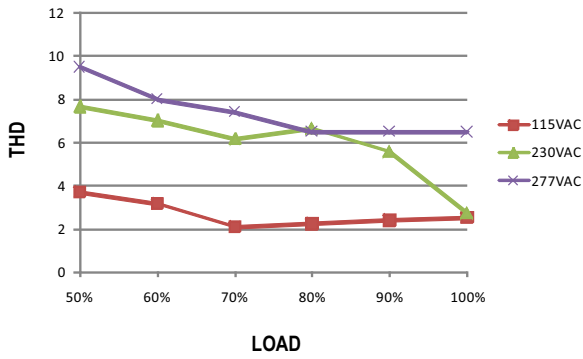
## POWER FACTOR (PF) CHARACTERISTIC

※  $T_{case}$  at 75°C



### TOTAL HARMONIC DISTORTION (THD)

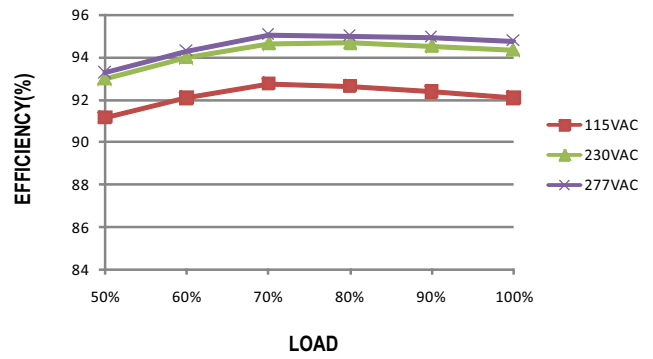
※ XLG-240-L-DA2 Model, Tcase at 75°C



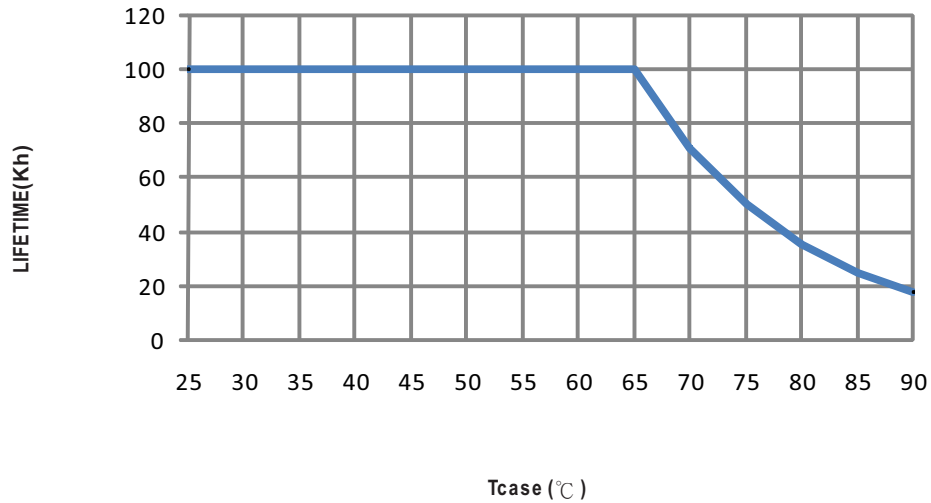
### EFFICIENCY vs LOAD

XLG-240-DA2 series possess superior working efficiency that up to 93% can be reached in field applications.

XLG-240-L-DA2 Model, Tcase at 75°C



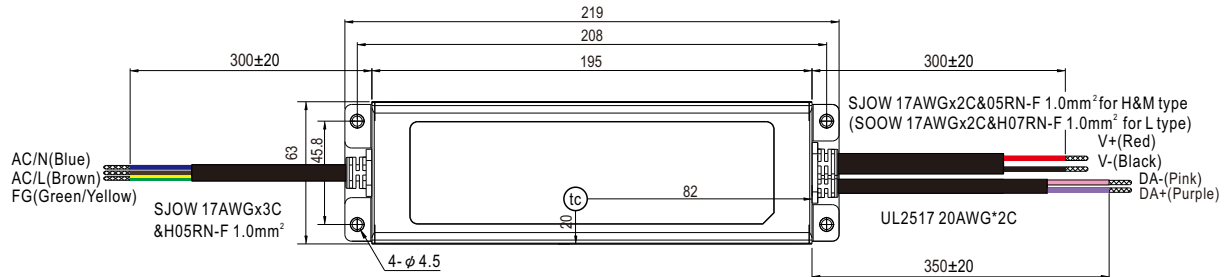
### LIFE TIME



## MECHANICAL SPECIFICATION

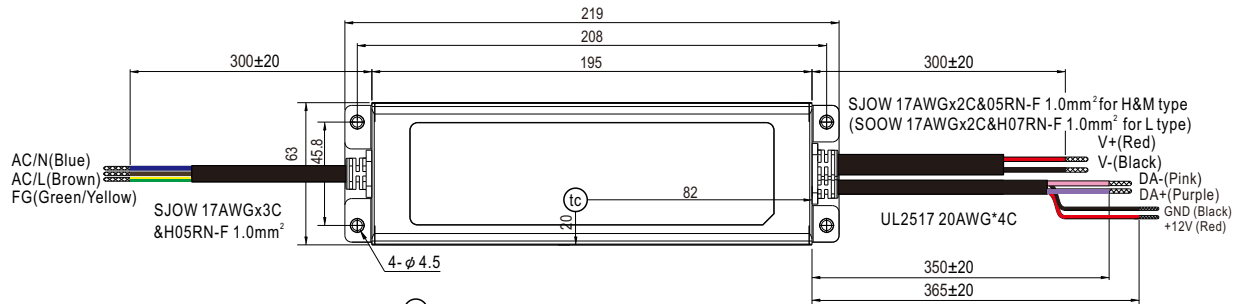
Case No.: 237 Unit:mm

### ※ DA2-Type



• (tc) : Max. Case Temperature

### ※ DAA-Type (by optional)



• (tc) : Max. Case Temperature

## INSTALLATION MANUAL

Please refer to : <http://www.meanwell.com/manual.html>